

I(a) Statement showing Shareholding Pattern

Name of the Company : SWARNA SECURITIES LIMITED


Scrip Code: 531003

SWARNA SECURITIES LIMITED ,EQUITY

Quarter Ended: 30th September, 2011

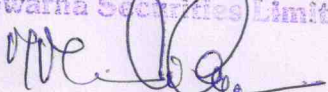
Partly paid-up Shares:		No. of partly paid-up Shares	As a % of total No. of partly paid-up Shares	As a % of total No. of shares of the company
	Held by promoter/promoter group	NIL		
	Held by Public	NIL		
	Total	NIL		
Outstanding Convertible Securites:		No. of outstanding securities	As a % of total No. of outstanding convertible securities	As a % of total No. of shares fo the company, assuming full conversion of the convertible securities
	Held by promoter/promoter group	NIL		
	Held by Public	NIL		
	Total	NIL *		
Warrants:		No. of Warrants	As a % of total No. of Warrants	As a % of total No. of shares of the company, assuming full conversion of warrants
	Held by promoter/promoter group	NIL		
	Held by Public	NIL		
	Total	NIL		
	Total paid-up capital of the company, assuming full conversion of warrants and convertible securities			

For Swarna Securities Limited


Managing Director

Category code	Category of Shareholder	Number of Shareholders	Total Number of shares	Number of shares held in dematerialised form	Total shareholding as a percentage of total number of shares		Shares pledged or otherwise encumbered	
					As a Percentage of (A+B)1	As a Percentage of (A+B+C)	Number of Shares	As a percentage (IX)=(VIII)/(IV)*100
(I)	(II)	(III)	(IV)	(V)	(VI)	(VII)	(VIII)	(IX)
(A)	Shareholding of Promoter and Promoter Group							
1	Indian							
a.	Individuals/Hindu Undivided Family	4	1237450	1237450	41.25%	41.25%	0	0
b.	Central Government/State Government(s)	0	0	0	0.00%	0.00%	0	0
c.	Bodies Corporate	1	454200	0	15.14%	15.14%	0	0
d.	Financial Institutions/Banks	0	0	0	0.00%	0.00%	0	0
e.	Any Other (Specify)							
	Sub Total (A)(1)	5	1691650	1237450	56.39%	56.39%	0	0
2	Foreign							
a.	Individuals (Non Resident Individuals/Foreign Individuals)	0	0	0	0.00%	0.00%	0	0
b.	Bodies Corporate	0	0	0	0.00%	0.00%	0	0
	Institutions	0	0	0	0.00%	0.00%	0	0
d.	Any Other (Specify)							
	Sub Total (A)(2)	0	0	0	0.00%	0.00%	0	0
	Total Shareholding of Promoter and Promoter Group (A)=(A)(1)+(A)(2)	5	1691650	1237450	56.39%	56.39%	0	0
(B)	Public Shareholding							
1	Institutions							
a.	Mutual Funds/UTI	0	0	0	0.00%	0.00%	0	0
b.	Financial Institutions/Banks	1	250000	250000	8.33%	8.33%	0	0
c.	Central Government/State Government(s)	0	0	0	0.00%	0.00%	0	0
d.	Venture Capital Funds	1	2000	0	0.07%	0.07%	0	0
e.	Insurance Companies	0	0	0	0.00%	0.00%	0	0
f.	Foreign Institutional Investors	0	0	0	0.00%	0.00%	0	0
g.	Foreign Venture Capital Investors	0	0	0	0.00%	0.00%	0	0
h.	Any Other (Specify)							
	Sub Total (B)(1)	2	252000	250000	8.40%	8.40%	0	0
2	Non-Institutions							
a.	Bodies Corporate	5	142950	0	4.77%	4.77%	0	0
b.	Individuals--							
	i) Individual shareholders holding nominal share capital upto Rs.1 lakh	638	491945	110445	16.40%	16.40%	0	0
	ii) Individual shareholders holding nominal share capital in excess of Rs.1 lakh	7	291205	147405	9.71%	9.71%	0	0

For Swarna Securities Limited



Managing Director

c.	Any Other (Specify)							
	i) Non Resident Individuals	3	130250	0	4.34%	4.34%	0	0
	ii) Overseas Corporate Bodies	0	0	0	0.00%	0.00%	0	0
	iii) Trusts	0	0	0	0.00%	0.00%	0	0
	iv) Employees	0	0	0	0.00%	0.00%	0	0
	v) Clearing Members	0	0	0	0.00%	0.00%	0	0
	vi) Foreign Nationals	0	0	0	0.00%	0.00%	0	0
	Sub Total (B)(2)	653	1056350	257850	35.21%	35.21%	0	0
	Total Public Shareholding (B)=(B)(1)+(B)(2)	655	1308350	507850	43.61%	43.61%	0	0
	Total (A)+(B)	660	3000000	1745300	100.00%	100.00%	0	0
(C)	Shares held by Custodians and against Depository Receipts							
	have been issued	0	0	0	0.00%	0.00%	0	0
(1)	Promoter and Promoter Group	0	0	0	0.00%	0.00%	0	0
(2)	Public	0	0	0	0.00%	0.00%	0	0
	Grand Total (A)+(B)+(C)	660	3000000	1745300	100.00%	100.00%	0	0

Statement showing Shareholding of persons belonging to the category : "Promoter and Promoter Group"

Sr No	Name of the Shareholders	Number of Shares	Shares as a percentage of total number of shares (i.e., Grand Total (A)+(B)+(C) indicated in Statement at para (I)(a) above)	Shares Pledged or otherwise encumbered		
				Number	As a Percentage	As a % of grand total
1	M. MURALI KRISHNA	689900	23.00%	0	0	0
2	M.V.N.S. SUSHMA	215400	7.18%	0	0	0
3	SIVA CREDITS LIMITED	454200	15.14%	0	0	0
4	P KASTURI	211400	7.05%	0	0	0
5	G V CHANDRA RAO	120750	4.03%	0	0	0
	TOTAL	1691650	56.39%	0	0	0

For Swarna Securities Limited


Managing Director

I(c) Statement showing Shareholding of persons belonging to the category "Public" and holding more than 1% of the total number of shares

Sr No	Name of the Shareholders	Number of Shares	Shares as a percentage of total number of shares(I.e., Grand Total (A)+(B)+(C) indicated in Statement at para (I)(a) above)
1	VENKATA NARASIMHA RAO CHALASANI	128869	4.30%
2	SRINIVASA KUMAR Y	63600	2.12%
3	K. SRIDHAR	38400	1.28%
4	Rajkumar Agarwal	11800	0.39%
5	A. SATYA RAJU	19500	0.65%
6	A. GOVARDHANI	10500	0.35%
7	Nayak Shrikant Damodar	18536	0.62%
	TOTAL	291205	9.71%

I) Statement showing details of locked-in shares

Sr No	Name of the Shareholders	Number of Shares	Shares as a percentage of total number of shares(I.e., Grand Total (A)+(B)+(C) indicated in Statement at para (I)(a) above)
		NA	
	TOTAL	0	0.00

(II)(a) Statement showing details of Depository Receipts (DRs)

Sr No	Type of outstanding DR (ADRs, GDRs, SDRs, etc.)	Number of outstanding DRs	Number of Shares underlying outstanding DRs	Shares underlying outstanding DRs as a percentage of total number of shares(I.e., Grand Total (A)+(B)+(C)
		NA		
	TOTAL	0	0.00	

(II)(b) Statement showing details of Depository Receipts (DRs), where underlying shares held by promoter/promoter group" are in excess of 1% of the total number of shares

Sr No	Name of the DR Holder	Type of outstanding DR (ADRs, GDRs, SDRs, etc.)	Number of Shares underlying outstanding DRs	Shares underlying outstanding DRs as a percentage of total number of shares(I.e., Grand Total (A)+(B)+(C)
		NA		
	TOTAL	0	0	

(III)(a) Statement showing the voting pattern of shareholders, if more than one class of shares\securities is issued by the issuer

Give description of voting rights for each class of security

Class X: Equity

Class Y: Not Applicable

Class Z: Not Applicable

Category Code	Category of Shareholder	Number of Voting Rights held in each class of securities			Total Voting Rights	Total Voting Rights i.e. (VI)	
(I)	(II)	Class X (III)	Class Y (IV)	Class Z (V)	(III+IV+V) (VI)	As a percentage of (A+B) (VII)	As a percentage of (A+B+C) (VIII)
(A)	Promoter and Promoter Group						
(1)	Indian						
a.	Individuals/Hindu Undivided Family	1237450	0	0	1237450	41.25%	41.25%
b.	Central Government/State Government(s)	0	0	0	0	0.00%	0.00%
c.	Bodies Corporate	454200	0	0	454200	15.14%	15.14%
d.	Financial Institutions/Banks	0	0	0	0	0.00%	0.00%
	Any Other (Specify)	0	0	0	0	0.00%	0.00%
					0		0.00%
	Sub Total (A)(1)	1691650	0	0	1691650	56.39%	56.39%
(2)	Foreign						
a.	Individuals (Non Resident Individuals/Foreign Individuals)	0	0	0	0	0	0
b.	Bodies Corporate	0	0	0	0	0	0
c.	Institutions	0	0	0	0	0	0
d.	Any Other (Specify)				0		
	Sub Total (A)(2)	0	0	0	0	0	0
	Total Shareholding of Promoter and Promoter Group						
	(A)=(A)(1)+(A)(2)	1691650	0	0	1691650	56.39%	56.39%
(B)	Public Shareholding						
(1)	Institutions						
a.	Mutual Funds/UTI	0	0	0	0	0.00%	0.00%
b.	Financial Institutions/Banks	0	0	0	0	0.00%	0.00%
c.	Central Government/State Government(s)	250000	0	0	250000	8.33%	8.33%
d.	Venture Capital Funds	2000	0	0	2000	0.07%	0.07%
e.	Insurance Companies	0	0	0	0	0.00%	0.00%
f.	Foreign Institutional Investors	0	0	0	0	0.00%	0.00%
g.	Foreign Venture Capital Investors	0	0	0	0	0.00%	0.00%
h.	Any Other (Specify)						
	Sub Total (B)(1)	252000	0	0	252000	8.40%	8.40%

For Swarna Securities Limited


Managing Director

(2)	Non-Institutions						
a.	Bodies Corporate	142950	0	0	142950	1.87	1.87
b.	Individuals						
	i)Individual shareholders holding nominal share capital upto Rs.1 lakh	491945	0	0	491945	16.71	16.71
	ii)Individual shareholders holding nominal share capital in excess of Rs.1 lakh	291205	0	0	291205	45.44	45.44
c.	Any Other (Specify)						
	i)Non Resident Individuals	130250	0	0	130250	0.03	0.03
	ii)Overseas Corporate Bodies	0	0	0	0	0	0
	iii)Trusts	0	0	0	0	0	0
	iv)Employees	0	0	0	0	0	0
	v)Clearing Members	0	0	0	0	0	0
	vi)Foreign Nationals	0	0	0	0	0	0
	Sub Total (B)(2)	1056350	0	0	1056350	64.06	64.06
	Total Public Shareholding (B)=(B)(1)+(B)(2)	1308350	0	0	1308350	72.46	72.46
	Total (A)+(B)	3000000	0	0	3000000	100	100
(C)	Shares held by Custodians and against Depository Receipts have been issued						
(1)	Promoter and Promoter Group	0	0	0	0	0	0
(2)	Public	0	0	0	0	0	0
	Grand Total (A)+(B)+(C)	3000000	0	0	3000000	100	100

For Swarna Securities Limited

Mansing Director