


I(a) Statement showing Shareholding Pattern

Name of the Company : SWARNA SECURITIES LIMITED				
Scrip Code: 531003		SWARNA SECURITIES LIMITED, EQUITY		
Quarter Ended: 31st March, 2012				
	Partly paid-up Shares:	No. of partly paid-up Shares	As a % of total No. of partly paid-up Shares	As a % of total No. of shares of the company
	Held by promoter/promoter group	NIL		
	Held by Public	NIL		
	Total	NIL		
	Outstanding Convertible Securities:	No. of outstanding securities	As a % of total No. of outstanding convertible securities	As a % of total No. of shares for the company, assuming full conversion of the convertible securities
	Held by promoter/promoter group	NIL		
	Held by Public	NIL		
	Total	NIL		
	Warrants:	No. of Warrants	As a % of total No. of Warrants	As a % of total No. of shares of the company, assuming full conversion of warrants
	Held by promoter/promoter group	NIL		
	Held by Public	NIL		
	Total	NIL		
	Total paid-up capital of the company, assuming full conversion of warrants and convertible securities			

For Swarna Securities Limited



Managing Director

Category of Shareholder		Number of Shareholders	Total Number of shares	Number of shares held in dematerialised form	Total shareholding as a percentage of total number of shares		Shares pledged or otherwise encumbered	
					As a Percentage of (A+B)1	As a Percentage of (A+B+C)	Number of Shares	As a percentage
(II)		(III)	(IV)	(V)	(VI)	(VII)	(VIII)	(IX)=(VIII)/(IV)*100
Shareholding of Promoter and Promoter Group								
1	Indian							
a.	Individuals/Hindu Undivided Family	4	1237450	1237450	41.25%	41.25%	0	0
b.	Central Government/State Government(s)	0	0	0	0.00%	0.00%	0	0
c.	Bodies Corporate	1	454200	0	15.14%	15.14%	0	0
d.	Financial Institutions/Banks	0	0	0	0.00%	0.00%	0	0
e.	Any Other (Specify)							
Sub Total (A)(1)		5	1691650	1237450	56.39%	56.39%	0	0
2	Foreign							
a.	Individuals (Non Resident Individuals/Foreign Individuals)	0	0	0	0.00%	0.00%	0	0
b.	Bodies Corporate	0	0	0	0.00%	0.00%	0	0
c.	Institutions	0	0	0	0.00%	0.00%	0	0
d.	Any Other (Specify)							
Sub Total (A)(2)		0	0	0	0.00%	0.00%	0	0
Total Shareholding of Promoter and Promoter Group (A)=(A)(1)+(A)(2)		5	1691650	1237450	56.39%	56.39%	0	0
(B)	Public Shareholding							
1	Institutions							
a.	Mutual Funds/UTI	0	0	0	0.00%	0.00%	0	0
b.	Financial Institutions/Banks	1	250000	250000	8.33%	8.33%	0	0
c.	Central Government/State Government(s)	0	0	0	0.00%	0.00%	0	0
d.	Venture Capital Funds	1	2000	0	0.07%	0.07%	0	0
e.	Insurance Companies	0	0	0	0.00%	0.00%	0	0
f.	Foreign Institutional Investors	0	0	0	0.00%	0.00%	0	0
g.	Foreign Venture Capital Investors	0	0	0	0.00%	0.00%	0	0
h.	Any Other (Specify)							
Sub Total (B)(1)		2	252000	250000	8.40%	8.40%	0	0
2	Non-Institutions							
a.	Bodies Corporate	5	142950	88850	4.77%	4.77%	0	0
b.	Individuals--							
i) Individual shareholders holding nominal share capital upto Rs.1 lakh		630	485945	111845	16.20%	16.20%	0	0
ii) Individual shareholders holding nominal share capital in excess of Rs.1 lakh		7	297205	153405	9.91%	9.91%	0	0

For Swarna Securities Limited



Managing Director

Other (Specify)								
i) Non Resident Individuals	3	130250	0	4.34%	4.34%	0	0	
ii) Overseas Corporate Bodies	0	0	0	0.00%	0.00%	0	0	
iii) Trusts	0	0	0	0.00%	0.00%	0	0	
iv) Employees	0	0	0	0.00%	0.00%	0	0	
v) Clearing Members	0	0	0	0.00%	0.00%	0	0	
vi) Foreign Nationals	0	0	0	0.00%	0.00%	0	0	
Sub Total (B)(2)	645	1056350	354100	35.21%	35.21%	0	0	
Total Public Shareholding (B)=(B)(1)+(B)(2)	647	1308350	604100	43.61%	43.61%	0	0	
Total (A)+(B)	652	3000000	1841550	100.00%	100.00%	0	0	
(C) Shares held by Custodians and against Depository Receipts have been issued	0	0	0	0.00%	0.00%	0	0	
(1) Promoter and Promoter Group	0	0	0	0.00%	0.00%	0	0	
(2) Public	0	0	0	0.00%	0.00%	0	0	
Grand Total (A)+(B)+(C)	652	3000000	1841550	100.00%	100.00%	0	0	

I(f) Statement showing Shareholding of persons belonging to the category : "Promoter and Promoter Group"

Sr No	Name of the Shareholders	Number of Shares	Shares as a percentage of total number of shares (i.e., Grand Total (A)+(B)+(C) indicated in Statement at para (I)(a) above)	Shares Pledged or otherwise encumbered		
				Number	As a Percentage	As a % of grand total
1	M. MURALI KRISHNA	689900	23.00%	0	0	0
2	M.V.N.S. SUSHMA	215400	7.18%	0	0	0
3	SIVA CREDITS LIMITED	454200	15.14%	0	0	0
4	P KASTURI	211400	7.05%	0	0	0
5	G V CHANDRA RAO	120750	4.03%	0	0	0
	TOTAL	1691650	56.39%	0	0	0

For Swarna Securities Limited



Managing Director

Statement showing Shareholding of persons belonging to the category "Public" and holding more than 1% of the total number of shares

	Name of the Shareholders	Number of Shares	Shares as a percentage of total number of shares (i.e., Grand Total (A)+(B)+(C) indicated in Statement at para (I)(a) above)
1	VENKATA NARASIMHA RAO CHALASANI	134869	4.50%
2	SRINIVASA KUMAR Y	63600	2.12%
3	K. SRIDHAR	38400	1.28%
4	Rajkumar Agarwal	11800	0.39%
5	A. SATYA RAJU	19500	0.65%
6	A. GOVARDHANI	10500	0.35%
7	Nayak Shrikant Damodar	18536	0.62%
	TOTAL	297205	9.91%

Statement showing details of locked-in shares

Sr No	Name of the Shareholders	Number of Shares	Shares as a percentage of total number of shares (i.e., Grand Total (A)+(B)+(C) indicated in Statement at para (I)(a) above)
		NA	
	TOTAL	0	0.00

(II)(a) Statement showing details of Depository Receipts (DRs)

No	Type of outstanding DR (ADRs, GDRs, SDRs, etc.)	Number of outstanding DRs	Number of Shares underlying outstanding DRs	Shares underlying outstanding DRs as a percentage of total number of shares (i.e., Grand Total (A)+(B)+(C)
		NA		
	TOTAL	0	0.00	

(II)(b) Statement showing details of Depository Receipts (DRs), where underlying shares held by promoter/promoter group" are in excess of 1% of the total number of shares

Sr No	Name of the DR Holder	Type of outstanding DR (ADRs, GDRs,	Number of Shares underlying outstanding	Shares underlying outstanding DRs as a percentage of total number of shares (i.e.,
		NA		
	TOTAL		0	0

Statement showing the voting pattern of shareholders, if more than one class of shares/securities is issued by the issuer

Description of voting rights for each class of security


Equity

Not Applicable

Not Applicable

Category	Category of Shareholder	Number of Voting Rights held in each class of securities			Total Voting Rights (III+IV+V) (VI)	Total Voting Rights i.e. (VI)	
		Class X (III)	Class Y (IV)	Class Z (V)		As a percentage of (A+B) (VII)	As a percentage of (A+B+C) (VIII)
(A)	Promoter and Promoter Group						
(1)	Indian						
a.	Individuals/Hindu Undivided Family	1237450	0	0	1237450	41.25%	41.25%
b.	Central Government/State Government(s)	0	0	0	0	0.00%	0.00%
c.	Bodies Corporate	454200	0	0	454200	15.14%	15.14%
d.	Financial Institutions/Banks	0	0	0	0	0.00%	0.00%
e.	Any Other (Specify)	0	0	0	0	0.00%	0.00%
	Sub Total (A)(1)	1691650	0	0	1691650	56.39%	56.39%
(2)	Foreign						
a.	Individuals (Non Resident Individuals/Foreign Individuals)	0	0	0	0	0	0
b.	Bodies Corporate	0	0	0	0	0	0
c.	Institutions	0	0	0	0	0	0
d.	Any Other (Specify)				0		
	Sub Total (A)(2)	0	0	0	0	0	0
	Total Shareholding of Promoter and Promoter Group (A)=(A)(1)+(A)(2)	1691650	0	0	1691650	56.39%	56.39%
(B)	Public Shareholding						
(1)	Institutions						
a.	Mutual Funds/UTI	0	0	0	0	0.00%	0.00%
b.	Financial Institutions/Banks	0	0	0	0	0.00%	0.00%
c.	Central Government/State Government(s)	250000	0	0	250000	8.33%	8.33%
d.	Venture Capital Funds	2000	0	0	2000	0.07%	0.07%
e.	Insurance Companies	0	0	0	0	0.00%	0.00%
f.	Foreign Institutional Investors	0	0	0	0	0.00%	0.00%
g.	Foreign Venture Capital Investors	0	0	0	0	0.00%	0.00%
h.	Any Other (Specify)						
	Sub Total (B)(1)	252000	0	0	252000	8.40%	8.40%

For Swarna Securities Limited


Managing Director

	Institutions						
	Bodies Corporate	142950	0	0	142950	1.57	1.87
	Individuals						
	i) Individual shareholders holding nominal share capital upto Rs.1 lakh	485945	0	0	485945	16.71	16.71
	ii) Individual shareholders holding nominal share capital in excess of Rs.1 lakh	297205	0	0	297205	45.44	45.44
c.	Any Other (Specify)						
	i) Non Resident Individuals	130250	0	0	130250	0.03	0.03
	ii) Overseas Corporate Bodies	0	0	0	0	0	0
	iii) Trusts	0	0	0	0	0	0
	iv) Employees	0	0	0	0	0	0
	v) Clearing Members	0	0	0	0	0	0
	vi) Foreign Nationals	0	0	0	0	0	0
	Sub Total (B)(2)	1056350	0	0	1056350	64.06	64.06
	Total Public Shareholding (B)=(B)(1)+(B)(2)	1308350	0	0	1308350	72.46	72.46
	Total (A)+(B)	3000000	0	0	3000000	100	100
(C)	Shares held by Custodians and against Depository Receipts have been issued						
(1)	Promoter and Promoter Group	0	0	0	0	0	0
(2)	Public	0	0	0	0	0	0
	Grand Total (A)+(B)+(C)	3000000	0	0	3000000	100	100

For Swarna Securities Limited


Managing Director

SWARNA SECURITIES LIMITED

DISTRIBUTION SCHEDULE AS ON 31/03/2012
(To be made out for each class of security)
(CONSOLIDATED)


Total Nominal Value Rs. 3,00,00,000.00, Nominal Value Of Each Share/Unit 10.00/-

Total Number Of Shares/Units 3000000, Paid Up Value Per Share/Unit Rs. 10.00/-

Distinctive No(s) From 1 TO 3000000

s/no	category	holders	holder_per	shares	amount	amount_per
1	1 - 5000	408	62.58%	112191	1121910	3.74%
2	5001 - 10000	120	18.40%	101607	1016070	3.39%
3	10001 - 20000	59	9.05%	87999	879990	2.93%
4	20001 - 30000	21	3.22%	53587	535870	1.79%
5	30001 - 40000	10	1.53%	35700	357000	1.19%
6	40001 - 50000	9	1.38%	40400	404000	1.35%
7	50001 - 100000	8	1.23%	61161	611610	2.04%
8	100001 & Above	17	2.61%	2507355	25073550	83.58%
	TOTAL :	652	100.00%	3000000	30000000	100.00%

For Swarna Securities Limited


Managing Director