

## I(a) Statement showing Shareholding Pattern

Name of the Company : SWARNA SECURITIES LIMITED


Scrip Code: 531003

SWARNA SECURITIES LIMITED ,EQUITY

Quarter Ended: 31st December, 2015


	Partly paid-up Shares:	No. of partly paid-up Shares	As a % of total No. of partly paid-up Shares	As a % of total No. of shares of the company
	Held by promoter/promoter group	NIL		
	Held by Public	NIL		
	Total	NIL		
	Outstanding Convertible Securites:	No. of outstanding securities	As a % of total No. of outstanding convertible securities	As a % of total No. of shares fo the company, assuming full conversion of the convertible securities
	Held by promoter/promoter group	NIL		
	Held by Public	NIL		
	Total	NIL		
	Warrants:	No. of Warrants	As a % of total No. of Warrants	As a % of total No. of shares of the company, assuming full conversion of warrants
	Held by promoter/promoter group	NIL		
	Held by Public	NIL		
	Total	NIL		
	Total paid-up capital of the company, assuming full conversion of warrants and convertible securities			3000000

For Swarna Securities Ltd.

  
 Managing Director

Category code	Category of Shareholder	Number of Shareholders	Total Number of shares	Number of shares held in dematerialised form	Total shareholding as a percentage of total number of shares		Shares pledged or otherwise encumbered	
					As a Percentage of (A+B)1	As a Percentage of (A+B+C)	Number of Shares	As a percentage (IX)=(VIII)/(IV)*100
(I)	(II)	(III)	(IV)	(V)	(VI)	(VII)	(VIII)	(IX)
(A)	Shareholding of Promoter and Promoter Group							
1	Indian							
a.	Individuals/Hindu Undivided Family	4	1310200	1310200	43.67%	43.67%	0	0
b.	Central Government/State Government(s)	0	0	0	0.00%	0.00%	0	0
c.	Bodies Corporate	1	473200	473200	15.77%	15.77%	0	0
d.	Financial Institutions/Banks	0	0	0	0.00%	0.00%	0	0
e.	Any Other (Specify)							
	Sub Total (A)(1)	5	1783400	1783400	59.45%	59.45%	0	0
2	Foreign							
a.	Individuals (Non Resident Individuals/Foreign Individuals)	0	0	0	0.00%	0.00%	0	0
b.	Bodies Corporate	0	0	0	0.00%	0.00%	0	0
c.	Institutions	0	0	0	0.00%	0.00%	0	0
d.	Any Other (Specify)							
	Sub Total (A)(2)	0	0	0	0.00%	0.00%	0	0
	Total Shareholding of Promoter and Promoter Group							
	(A)=(A)(1)+(A)(2)	5	1783400	1783400	59.45%	59.45%	0	0
(B)	Public Shareholding							
1	Institutions							
a.	Mutual Funds/UTI	0	0	0	0.00%	0.00%	0	0
b.	Financial Institutions/Banks	1	250000	250000	8.33%	8.33%	0	0
c.	Central Government/State Government(s)	0	0	0	0.00%	0.00%	0	0
d.	Venture Capital Funds	1	2000	0	0.07%	0.07%	0	0
e.	Insurance Companies	0	0	0	0.00%	0.00%	0	0
f.	Foreign Institutional Investors	0	0	0	0.00%	0.00%	0	0
g.	Foreign Venture Capital Investors	0	0	0	0.00%	0.00%	0	0
h.	Any Other (Specify)							
	Sub Total (B)(1)	2	252000	250000	8.40%	8.40%	0	0
2	Non-Institutions							
a.	Bodies Corporate	9	72125	18025	2.40%	2.40%	0	0
b.	Individuals--							
	i) Individual shareholders holding nominal share capital upto Rs.1 lakh	520	366696	72096	12.22%	12.22%	0	0
	ii) Individual shareholders holding nominal share capital in excess of Rs.1 lakh	8	395529	199929	13.18%	13.18%	0	0

For Swarna Securities Ltd.

  
Managing Director




c.	Any Other (Specify)							
	i) Non Resident Individuals	3	130250	0	4.34%	4.34%	0	0
	ii) Overseas Corporate Bodies	0	0	0	0.00%	0.00%	0	0
	iii) Trusts	0	0	0	0.00%	0.00%	0	0
	iv) Employees	0	0	0	0.00%	0.00%	0	0
	v) Clearing Members	0	0	0	0.00%	0.00%	0	0
	vi) Foreign Nationals	0	0	0	0.00%	0.00%	0	0
	Sub Total (B)(2)	540	964600	290050	32.15%	32.15%	0	0
	Total Public Shareholding (B)=(B)(1)+(B)(2)	542	1216600	540050	40.55%	40.55%	0	0
	Total (A)+(B)	547	3000000	2323450	100.00%	100.00%	0	0
(C)	Shares held by Custodians and against Depository Receipts							
	have been issued	0	0	0	0.00%	0.00%	0	0
(1)	Promoter and Promoter Group	0	0	0	0.00%	0.00%	0	0
(2)	Public	0	0	0	0.00%	0.00%	0	0
	Grand Total (A)+(B)+(C)	547	3000000	2323450	100.00%	100.00%	0	0

I(b) Statement showing Shareholding of persons belonging to the category : "Promoter and Promoter Group"

Sr No	Name of the Shareholders	Number of Shares	Shares as a percentage of total number of shares (i.e., Grand Total (A)+(B)+(C) indicated in Statement at para (I)(a) above)	Shares Pledged or otherwise encumbered		
				Number	As a Percentage	As a % of grand total
1	M. MURALI KRISHNA	718750	23.96%	0	0	0
2	M.V.N.S. SUSHMA	237400	7.91%	0	0	0
3	SIVA CREDITS LIMITED	473200	15.77%	0	0	0
4	P KASTURI	230400	7.68%	0	0	0
5	G V CHANDRA RAO	123650	4.12%	0	0	0
	TOTAL	1783400	59.45%	0	0	0

For Swarna Securities Ltd.

  
Managing Director

I(c) (i) Statement showing Shareholding of persons belonging to the category "Public" and holding more than 1% of the total number of shares of the Company

Sr No	Name of the Shareholders	Number of Shares	Shares as a percentage of total number of shares(I.e., Grand Total (A)+(B)+( C ) indicated in Statement at para (I)(a) above)	
1	VENKATA NARASIMHA RAO CHALASANI	134869	4.50%	Indian Public
2	RATNAKAR Y	58100	1.94%	Indian Public
3	K. SRIDHAR	38400	1.28%	Indian Public
4	KARUNAKAR M	77300	2.58%	Indian Public
5	K. VENKATA NARAYANA	53260	1.78%	Indian Public
6	A.P.I.D.C. Ltd.	250000	8.33%	Indian Financial
7	SRI KRISHNADEVARAYA HATCHARIES (P) LTD.,	51400	1.71%	Indian Corporate
8	K. SRINIVASA REDDY	50000	1.67%	N.R.I.
9	HARIDHAR KANKAR	78250	2.61%	N.R.I.
	TOTAL	791579	26.39%	

I(c) (ii) Statement showing Shareholding of persons belonging to the category "Public" and holding more than 5% of the total number of shares of the Company

Sr No	Name of the Shareholders	Number of Shares	Shares as a percentage of total number of shares(I.e., Grand Total (A)+(B)+( C ) indicated in Statement at para (I)(a) above)	
1	A.P.I.D.C. Ltd.	250000	8.33%	Indian Financial
	TOTAL	250000	8.33%	

I(d) Statement showing details of locked-in shares

Sr No	Name of the Shareholders	Number of Shares	Shares as a percentage of total number of shares(I.e., Grand Total (A)+(B)+( C ) indicated in Statement at para (I)(a) above)
		NA	
	TOTAL	0	0.00

(II)(a) Statement showing details of Depository Receipts (DRs)  
Type of outstanding DR (ADRs, GDRs, SDRs, etc.)

Sr No	Type of outstanding DR (ADRs, GDRs, SDRs, etc.)	Number of outstanding DRs	Number of Shares underlying outstanding DRs	Shares underlying outstanding DRs as a percentage of total number of shares(I.e., Grand Total (A)+(B)+( C ) indicated in Statement at para (I)(a) above)
		NA		
	TOTAL	0	0.00	

(II)(b) Statement showing details of Depository Receipts (DRs), where underlying shares held by promoter/promoter group" are in excess of 1% of the total number of shares

Sr No	Name of the DR Holder	Type of outstanding DR (ADRs, GDRs, SDRs, etc.)	Number of Shares underlying outstanding DRs	Shares underlying outstanding DRs as a percentage of total number of shares(I.e., Grand Total (A)+(B)+( C ) indicated in Statement at para (I)(a) above)
		NA		
	TOTAL	0	0	




(III)(a) Statement showing the voting pattern of shareholders, if more than one class of shares\securities is issued by the issuer


Give description of voting rights for each class of security

Class X: Equity  
Class Y: Not Applicable  
Class Z: Not Applicable

Category Code	Category of Shareholder	Number of Voting Rights held in each class of securities			Total Voting Rights	Total Voting Rights i.e. (VI)	
		Class X (III)	Class Y (IV)	Class Z (V)		As a percentage of (A+B) (VII)	As a percentage of (A+B+C) (VIII)
(I)	(II)				(III+IV+V) (VI)		
(A)	Promoter and Promoter Group						
(1)	Indian						
a.	Individuals/Hindu Undivided Family	1310200	0	0	1310200	43.67%	43.67%
b.	Central Government/State Government(s)	0	0	0	0	0.00%	0.00%
c.	Bodies Corporate	473200	0	0	473200	15.77%	15.77%
d.	Financial Institutions/Banks	0	0	0	0	0.00%	0.00%
e.	Any Other (Specify)	0	0	0	0	0.00%	0.00%
					0		0.00%
	Sub Total (A)(1)	1783400	0	0	1783400	59.45%	59.45%
(2)	Foreign						
a.	Individuals (Non Resident Individuals/Foreign Individuals)	0	0	0	0	0	0
b.	Bodies Corporate	0	0	0	0	0	0
c.	Institutions	0	0	0	0	0	0
d.	Any Other (Specify)				0		
	Sub Total (A)(2)	0	0	0	0	0	0
	Total Shareholding of Promoter and Promoter Group						
	(A)=(A)(1)+(A)(2)	1783400	0	0	1783400	59.45%	59.45%
(B)	Public Shareholding						
(1)	Institutions						
a.	Mutual Funds/UTI	0	0	0	0	0.00%	0.00%
b.	Financial Institutions/Banks	0	0	0	0	0.00%	0.00%
c.	Central Government/State Government(s)	250000	0	0	250000	8.33%	8.33%
d.	Venture Capital Funds	2000	0	0	2000	0.07%	0.07%
e.	Insurance Companies	0	0	0	0	0.00%	0.00%
f.	Foreign Institutional Investors	0	0	0	0	0.00%	0.00%
g.	Foreign Venture Capital Investors	0	0	0	0	0.00%	0.00%
h.	Any Other (Specify)						
	Sub Total (B)(1)	252000	0	0	252000	8.40%	8.40%

for Swarna Securities Ltd.  
  
Managing Director

(2)	Non-Institutions						
a.	Bodies Corporate	72125	0	0	72125	1.87	1.87
b.	Individuals						
	i)Individual shareholders holding nominal share capital upto Rs.1 lakh	366696	0	0	366696	16.71	16.71
	ii)Individual shareholders holding nominal share capital in excess of Rs.1 lakh	395529	0	0	395529	45.44	45.44
c.	Any Other (Specify)						
	i)Non Resident Individuals	130250	0	0	130250	0.03	0.03
	ii)Overseas Corporate Bodies	0	0	0	0	0	0
	iii)Trusts	0	0	0	0	0	0
	iv)Employees	0	0	0	0	0	0
	v)Clearing Members	0	0	0	0	0	0
	vi)Foreign Nationals	0	0	0	0	0	0
	Sub Total (B)(2)	964600	0	0	964600	64.06	64.06
	Total Public Shareholding (B)=(B)(1)+(B)(2)	1216600	0	0	1216600	72.46	72.46
	Total (A)+(B)	3000000	0	0	3000000	100	100
(C)	Shares held by Custodians and against Depository Receipts have been issued						
( 1 )	Promoter and Promoter Group	0	0	0	0	0	0
( 2 )	Public	0	0	0	0	0	0
	Grand Total (A)+(B)+(C)	3000000	0	0	3000000	100	100

For Swarna Securities Ltd.  
  
Managing Director



**SWARNA SECURITIES LIMITED**

**DISTRIBUTION SCHEDULE AS ON 30/06/2015**  
(To be made out for each class of security)  
(CONSOLIDATED)

Total Nominal Value Rs. 3,00,00,000.00, Nominal Value Of Each Share/Unit 10.00/-

Total Number Of Shares/Units 3000000, Paid Up Value Per Share/Unit Rs. 10.00/-

Distinctive No(s) From 1 TO 3000000

sino	category	holders	holder_per	shares	amount	amount_per
1	1 - 5000	350	63.99%	96133	961330	3.20%
2	5001 - 10000	110	20.11%	93014	930140	3.10%
3	10001 - 20000	36	6.58%	57450	574500	1.92%
4	20001 - 30000	16	2.93%	40600	406000	1.35%
5	30001 - 40000	8	1.46%	28200	282000	0.94%
6	40001 - 50000	5	0.91%	22800	228000	0.76%
7	50001 - 100000	5	0.91%	37100	371000	1.24%
8	100001 & Above	17	3.11%	2624703	26247030	87.49%
	TOTAL :	547	100.00%	3000000	30000000	100.00%

For Swarna Securities Ltd.



Managing Director